



Technical specification

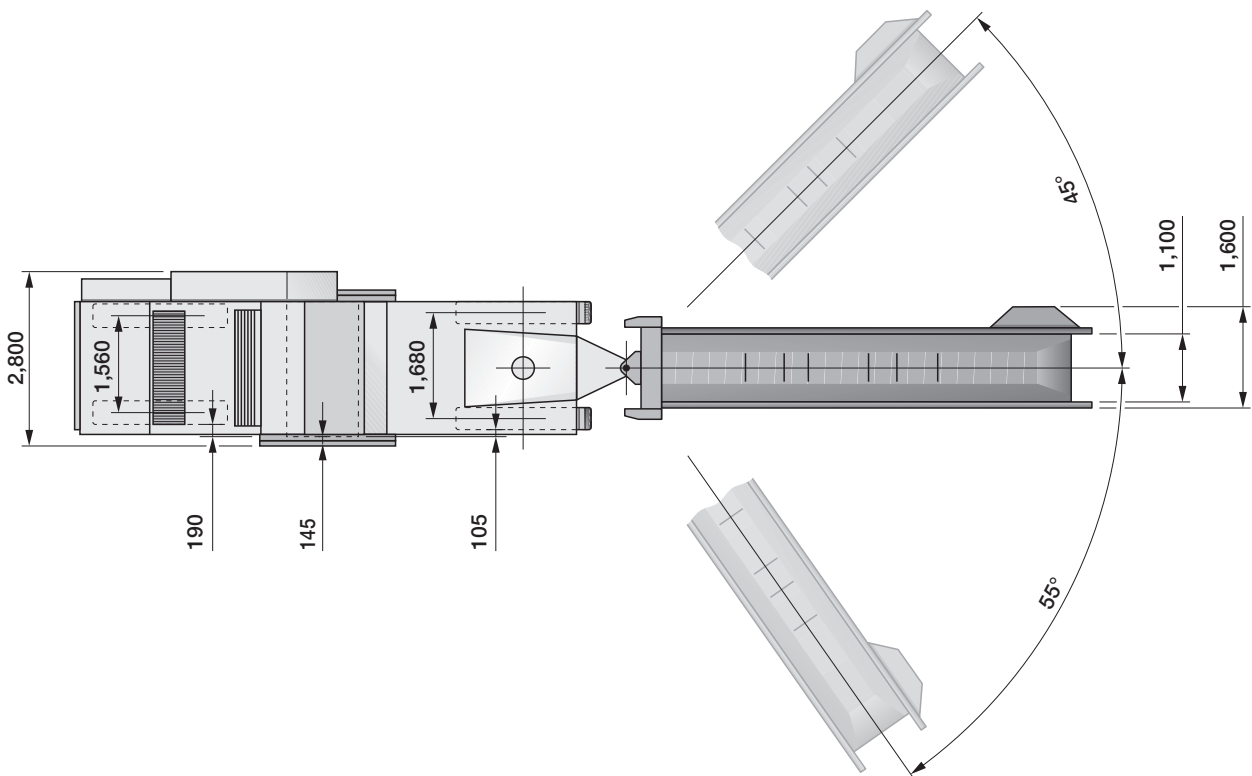
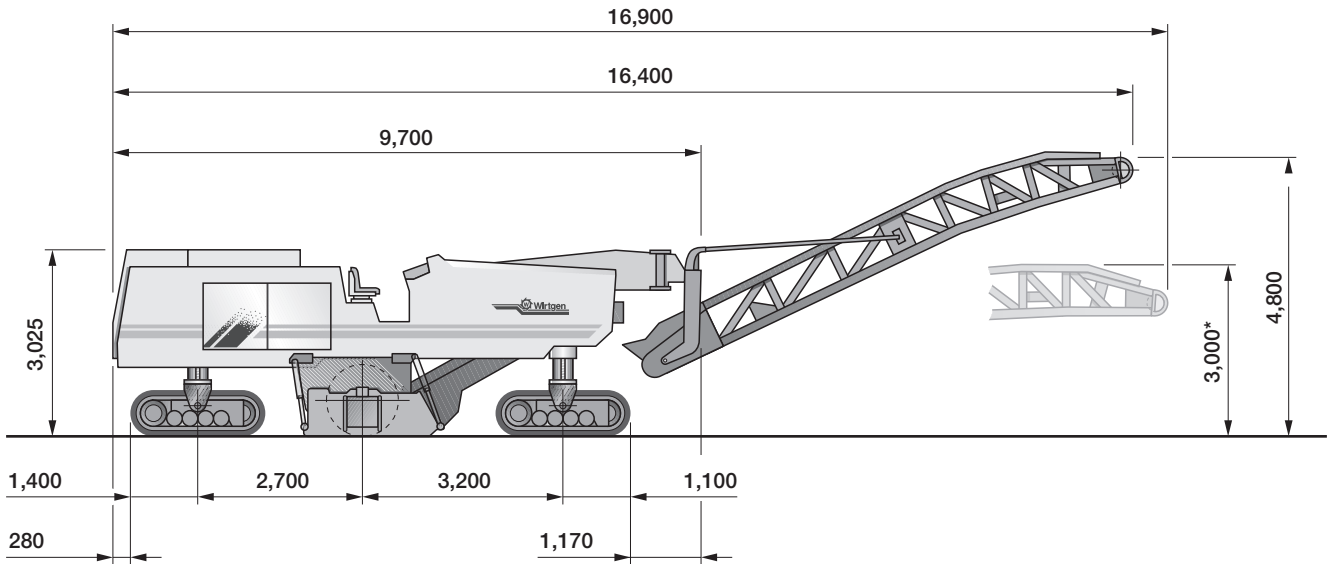
Cold milling machine W 2200



Cold milling machine W 2200	
Milling width max.	2,200 mm
Milling depth *1	0–350 mm
Milling drum	
Tool spacing	15 mm
Number of tools	188
Drum diameter with tools	1,140 mm
Engine	
Manufacturer	Caterpillar
Type	C27 ATAAC
Cooling	Water
Number of cylinders	12
Rated power	708 kW/950 HP/963 PS
Engine speed	2,100 min ⁻¹
Displacement	27 l
Fuel consumption, full load	187 l/h
Fuel consumption, 2/3 load	125 l/h
Emission standards	EPA Tier II
Electrical system	24 V
Filling capacities	
Fuel tank	1,400 l
Hydraulic fluid tank	500 l
Water tank	5,000 l
Driving characteristics	
Travel speed	0–84 m/min (0–5 km/h)
Crawler tracks	
Crawler tracks, front and rear (L x W x H)	2,200 x 370 x 790 mm
Conveyor system	
Belt width of primary conveyor	1,100 mm
Belt width of discharge conveyor	1,100 mm
Theoretical capacity of discharge conveyor	668 m ³ /h
Shipping dimensions	
Machine (L x W x H)	9,700 x 2,800 x 3,000 mm
Discharge conveyor (L x W x H)	8,700 x 1,700 x 1,300 mm

*1 = The maximum milling depth may deviate from the value indicated, due to tolerances and wear.

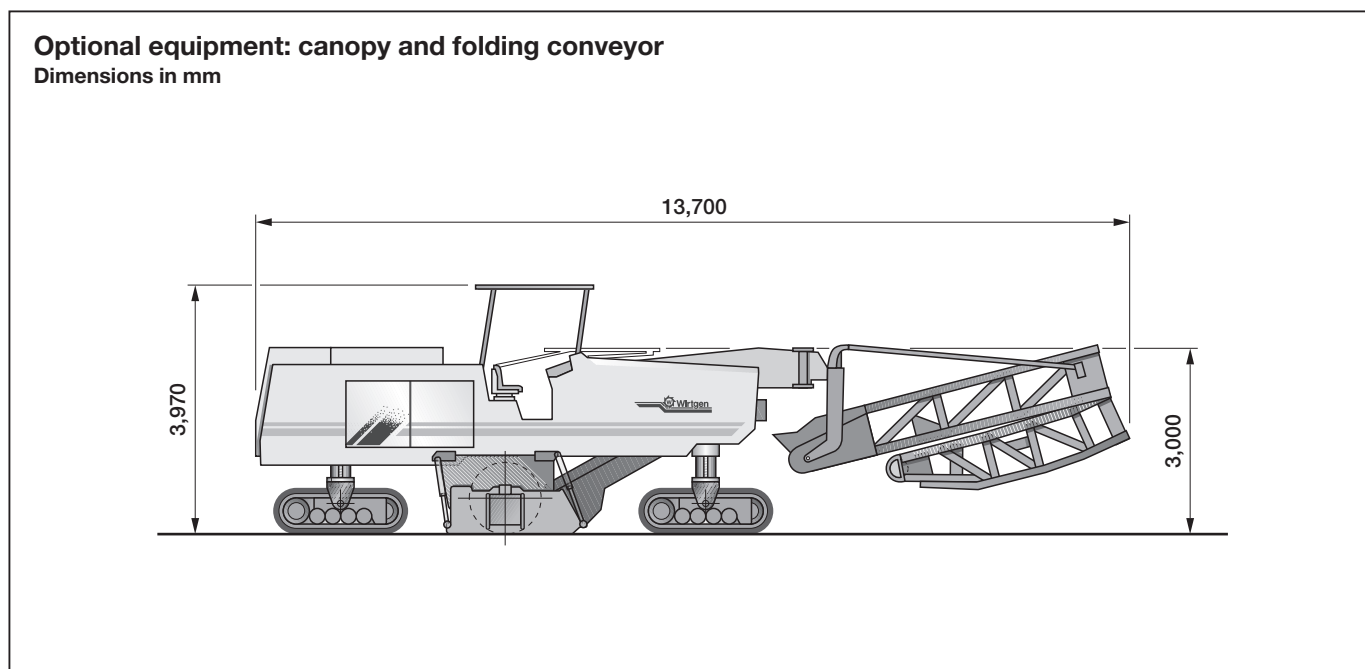
Dimensions in mm



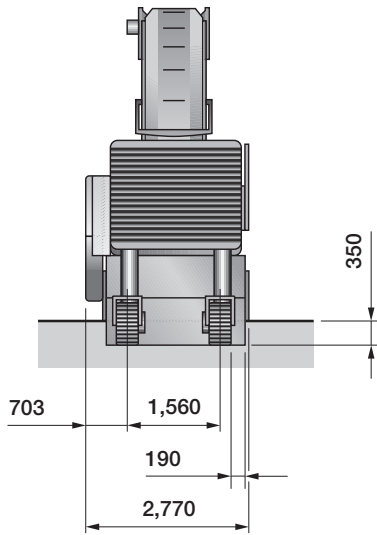
* = Dimensions for low-loader transport

Standard weights of cold milling machine W 2200	
Own weight	41,500 daN (kg)
Operating weight, CE *	44,700 daN (kg)
Operating weight, max.	47,770 daN (kg)
Add-on weights	
Optional milling drum assemblies	
FCS milling drum assembly, milling width 2,500 mm, milling depth 0–350 mm, number of cutting tools: 226	1,700 daN (kg)
FCS milling drum assembly, milling width 3,000 mm, milling depth 0–350 mm, number of cutting tools: 262	4,500 daN (kg)
FCS milling drum assembly, milling width 3,500 mm, milling depth 0–350 mm, number of cutting tools: 295	6,650 daN (kg)
FCS milling drum assembly, milling width 3,800 mm, milling depth 0–350 mm, number of cutting tools: 315	8,300 daN (kg)
FCS milling drum assembly, milling width 4,400 mm, milling depth 0–350 mm, number of cutting tools: 350	11,600 daN (kg)
Optional equipment	
Canopy	250 daN (kg)
Folding conveyor	430 daN (kg)
Additional weight	2,000 daN (kg)

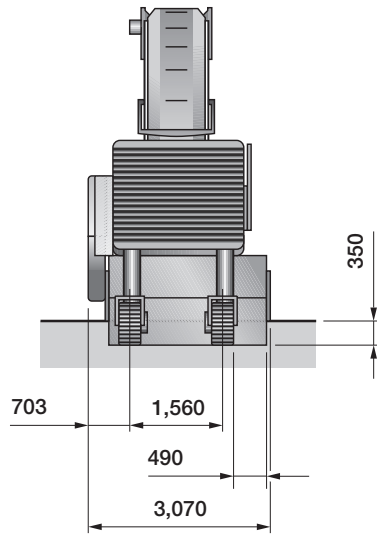
* = Weight of machine with half-full water tank, half-full fuel tank, driver (75 kg) and tools.



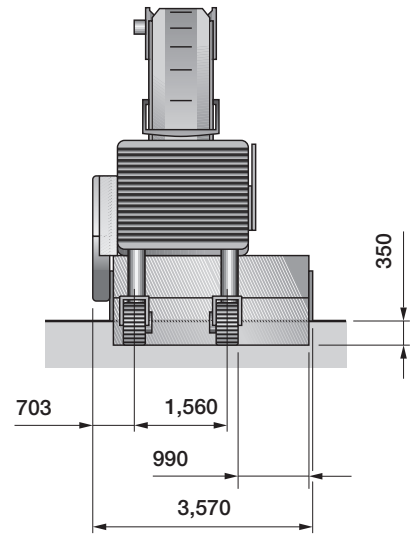
Rear view W 2200
 Dimensions in mm



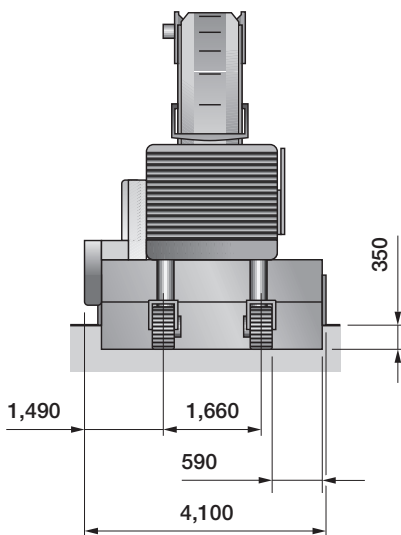
Milling width 2,200 mm



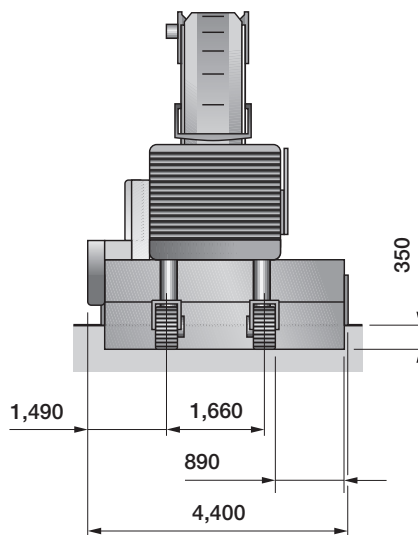
Milling width 2,500 mm



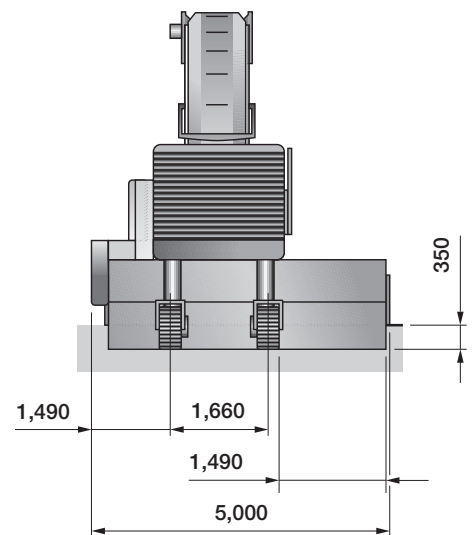
Milling width 3,000 mm



Milling width 3,500 mm

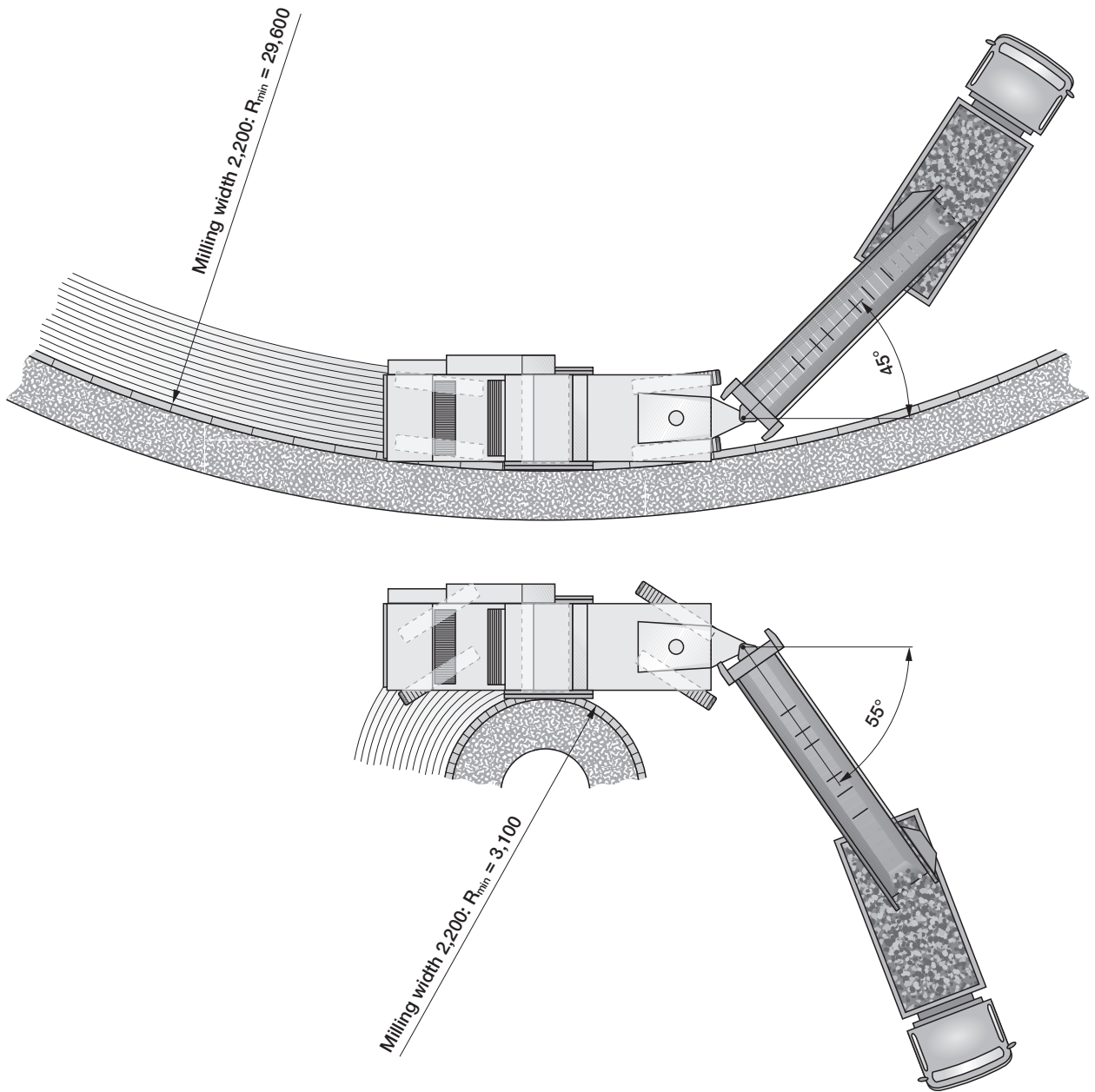


Milling width 3,800 mm



Milling width 4,400 mm

Milling radius of cold milling machine W 2200 at 150 mm milling depth
 Dimensions in mm



Optional milling widths	Inner milling radius	Outer milling radius
FB 2,500	$R_{min} = 2,800$	$R_{min} = 10,300$
FB 3,000	$R_{min} = 2,300$	$R_{min} = 5,400$
FB 3,500	$R_{min} = 2,600$	$R_{min} = 8,150$
FB 3,800	$R_{min} = 2,300$	$R_{min} = 5,750$
FB 4,400	$R_{min} = 1,700$	$R_{min} = 5,750$

Equipment features of cold milling machine W 2200

Standard equipment:

Operator's platform

- Walk-through, vibration-damped operator's platform, mounted elastically, with one control panel each left and right and two individually adjustable driver's seats; the control panels can be adjusted in height and inclination, and can additionally be moved to either side
- Lockable covers for control panels
- Access left and right with convenient fold-away ladder
- Two mirrors at the front, one mirror at the rear

Machine control

- Advance speed control across the entire speed range via joystick with proportional control
- Automatic power control unit for optimum power adjustment to different pavement materials
- Automatically engageable hydraulic traction control (flow divider)
- Electric milling depth indication left/right, milling depth indication via display
- Freely selectable steering mode for crawler track units
- Engageable high-pressure water system
- Engaging water injection in milling chamber
- Engaging water spray system at primary conveyor

Engine

- Air intake with cyclonic pre-cleaner
- Water cooler with temperature-related fan speed
- Lockable, hydraulically opening engine cowling with integrated sound-proofing package

Milling drum assembly with milling drum

- Mechanical milling drum drive via multiple V-belts with automatic belt tensioner
- Wide opening, electro-hydraulically operated drum door / scraper blade combination, self-locking; the scraper blade is pressurized hydraulically and equipped with replaceable tungsten carbide elements
- Milling drum housing for milling width 2,200 mm, consisting entirely of hard-wearing sheet metal
- Milling drum in welded double-pin toolholder design
- Two cutting speed options by changing the belt pulleys
- Replaceable wearing segments on side plates

Loading of milled material

- Two-stage loading system with 1,100 mm wide conveyor belt
- Discharge conveyor slewing angle 45 degrees left, 55 degrees right
- Conveyor system with continuous conveying speed

Chassis and height adjustment

- Extremely wear-resistant polyurethane track pad equipment
- Continuously adjustable, hydraulic all-track drive with hydraulic differential lock
- Height adjustment via proportional valve control
- All-track steering

Miscellaneous

- Lighting package with 10 spotlights
- Comprehensive safety package with 6 emergency stop buttons
- Lockable toolbox with comprehensive toolkit for servicing and maintenance
- Painting: white with orange stripe
- Safety certificate by the Employer's Liability Insurance Association
- Storage compartment for four tool containers

Optional equipment:

Operator's platform

- Stable, soundproofed GRP canopy with folding rear screen; canopy can be folded up and down hydraulically
- Sunshade
- WIDIS 32 multi-functional display in right-hand control panel

Machine control

- LEVEL PRO automatic levelling system with 2 wire-rope sensors
- Additional LEVEL PRO control panel
- Scanning in front of the milling drum by means of a wire-rope sensor
- Electronic slope sensor
- Ultrasonic sensor
- Sonic ski sensor
- Scanning a wire by means of transducing sensor
- Pre-installation for Multiplex system with switching board for multiple sensors

Engine

- Air compressor system
- Operation of cold milling machine with biodegradable hydraulic fluid
- Refuelling pump for diesel tank (electrically operated)

Milling drum assembly with milling drum

- Milling drum housing in FCS XL design for milling width 2,200 mm, suitable for subsequent extension to up to 3,100 mm
- Milling drum housing in FCS XL design for milling width 3,500 mm, suitable for subsequent extension to up to 4,400 mm
- Milling drum with HT11 toolholder system, milling width 2,200 mm, tool spacing 15 mm
- Milling drum with HT6 welded toolholder system, milling width 2,200 mm, tool spacing 38 mm, for surface mining operations
- Hydraulically lifting side plates, left and right
- Additional locking valve for scraper blade when milling down to top edge of subbase layer
- Drum turning device for cutting tool replacement
- Pneumatic cutting tool driver and extractor
- Mounting carriage for milling drums
- Mounting carriage for milling drum assemblies up to 4,400 mm wide

Loading of milled material

- Hydraulically operated folding discharge conveyor, long
- Conveyor system with adjustable conveying speed
- Hydraulically lifting primary conveyor
- Conveyor support legs for low-loader transport (with standard conveyor design only)

Miscellaneous

- Special painting
- Lighting package with 6 Xenon spotlights and 4 standard spotlights
- Dual seat for convenient tool replacement, arranged between the rear crawler tracks, including storage compartment for four tool containers
- Additional storage space of 200 l for approx. 14 cutting tool containers
- Material guide arranged between the rear crawler tracks, including storage compartment for four tool containers
- Material guide arranged between the rear crawler tracks, including storage compartment for four tool containers and dual seat for convenient tool replacement
- Additional rear water filling port (excluding filling pump)
- Hydraulically operated filling pump for water tank
- Hydraulically operated high-pressure water cleaner (max. 200 bar)
- Hydraulically operated high-pressure water cleaner combined with hydraulically operated filling pump
- Bolt-on additional weight of 2,000 kg, to be mounted at the rear of the machine
- Camera system to facilitate manoeuvring and monitor the loading operation, comprising one camera in the rear part of the machine and one camera at the discharge conveyor, as well as a screen centrally located in the operator's platform



Wirtgen GmbH
Reinhard-Wirtgen-Strasse 2 · 53578 Windhagen · Germany
Phone: +49 (0) 26 45/131-0 · Fax: +49 (0) 26 45/131-242
Internet: www.wirtgen.com · E-Mail: info@wirtgen.com